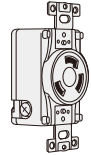

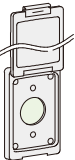
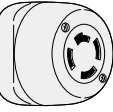


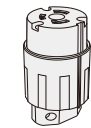

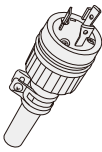
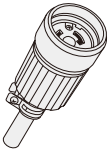
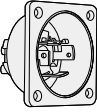



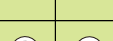
























MAIN PRODUCT LIST

■ Twist Locking : 15A/20A/30A

As of July 1, 2018

| Product Name → | | | | | Receptacle | Wall Plate | | SEALOCK PLATE | Surface Receptacle | Plug | | Connector Body | | Waterproof Plug | Waterproof Connector Body | Flanged Inlet | |
|----------------|---|---|---|------------------------------|---|---|---------|--|---|---|---|---|---|---|---|---|-------------|
| Rating | | | Configuration | NEMA No. |  |  | |  |  |  |  |  |  |  |  |  | |
| Poles & Wires | Current | Voltage | | | | Receptacle/Plug | Nylon | | | | | | | | | | Aluminum |
| 2P,2W | | 125V |  | | 40 | | 141A | SLP3000 | S40 | | | 2114N | | 2112N※2 | 2114N※2 | 2115N | |
| | | 250V |  | | 2110D(Duplex) | 101N-100 | 101A | SLP1000 | | | | | 2124N | | 2122N※2 | 2124N※2 | 2125N |
| 2P,3W GND | 15A | 125V |  | | 3110 | 1141N-100 | 1141A | SLP3000 | S50 | | | 3114N | 3114R 3113R(Duplex) | R102 | R104 | 3115N | |
| | | |  | | 3110D(Duplex) | 101N-100 | 101A | SLP1000 | 3111D(Duplex) | | 3112N | 3112R | | | | | |
| | | |  | | 3110HD(Duplex/Horizontal) | 1101N | 1101A | SLP1100 | | | | | | | | | |
| | |  | | 3110-L5 | 1141N-100 | 1141A | SLP3000 | | | | | | 3114N-L5 | | | | 3115N-L5※3 |
| | |  | | 3110HD-L5(Duplex/Horizontal) | 1101N | 1101A | SLP1100 | | | | | | | | | | |
| | |  | | G40 | | 141A | SLP3000 | | | | 43(Thermoset Resin) | | 45(Thermoset Resin) | | | | |
| 250V |  | | 3110CD(Duplex) | 101CN-100 | 101CA | SLP1000 | | | | | | | | | | | |
| |  | | 3110HCD(Duplex/Horizontal) | 1041N | 1041A | SLP1100 | | | 3112N | 3112R | | | | | | | |
| |  | | 3110HCDZ(Duplex/Horizontal) | 1101N | 1101A | SLP1100 | | | 7112GN | 7112GR-New | | | | | | | |
| 3P,4W GND | | 250V |  | | 3120 | 1141N-200 | 1141A | SLP3000 | 3121 | | | | | | | | |
| | | |  | | 3120D(Duplex) | 101N-200 | 101A | SLP1000 | 3121D(Duplex) | 3122N | 3122R | 3124N | 3124R | 3122RW | 3124RW | 3125N | |
| | | |  | | 3120HD(Duplex/Horizontal) | 1101N | 1101A | SLP1100 | | | | | | | | | |
| | | |  | | G50 | | 141A | SLP3000 | | | | | | | | | |
| | | |  | | 3120GD(Duplex/Horizontal) | 101N-200 | 101A | SLP1000 | 3121GD(Duplex) | 3122GN | 3122GR | 3124GN | 3124GR | R103 | R105 | 3125GN | |
| 2P,2W | | 250V |  | | 140 | | 141A | | 2221 | 2222N | | 2224N | | | | | |
| 2P,3W GND | | 125V |  | NEMA L5-20 | 3210-L5 | 1141N-100 | 1141A | SLP3000 | | 3212N-L5 | | 3214N-L5 | | 3212RW-L5 | 3214RW-L5 | 3215N-L5 | |
| | | 250V |  | NEMA L6-20 | 3220-L6 | 1141N-200 | | | | 3221-L6 | 3222N-L6 | | 3224N-L6 | | 3222RW-L6 | 3224RW-L6 | 3225N-L6 |
| 3P,3W | | 480V |  | NEMA L6-20 (UL/CSA) | 3220-L6UL | | 141A-U | | | 3222N-L6UL | | | | | | | |
| | | |  | NEMA L8-20 | 3240-L8 | 1161N-400 | 1161A | SLP4000 | | | 3242N-L8 | | 3244N-L8 | | 3242RW-L8 | 3244RW-L8 | 3245N-L8※3 |
| 3P,4W GND | | 250V |  | | 3220 | 1141N-200 | 1141A | SLP3000 | 3221 | 3222N | 3222R | 3224N | 3224R | 3222RW | 3224RW | 3225N | |
| 3P,4W GND | | 480V |  | | 4220 | 1161N-200 | 1161A | SLP4000 | 4221 | 4222N | 4222R | 4224N | 4224R | 4222RW | 4224RW | 4225N | |
| | | |  | NEMA L16-20 | 4240-L16 | 1161N-400 | | | | | 4242N-L16 | | 4244N-L16 | | 4242RW-L16 | 4244RW-L16 | 4245N-L16※3 |
| 2P,2W | | 250V |  | | 2320 | 1161N-200 | 1161A | SLP4000 | | | 2322R | | 2324R | 2322RW | 2324RW | | |
| 2P,3W GND | | 125V |  | NEMA L5-30 | 3310-L5 | 1161N-100 | | | 3311-L5 | 3312N-L5 | 3312R-L5 | 3314N-L5 | 3314R-L5 | 3312RW-L5 | 3314RW-L5 | 3315N-L5 | |
| | | | | NEMA L5-30 (UL/CSA) | 3310-L5UL | | | 161A-U | | | 3312N-L5UL | | | | | | |
| 3P,3W | | 250V | | NEMA L6-30 | 3320-L6 | 1161N-200 | 1161A | SLP4000 | 3321-L6 | 3322N-L6 | 3322R-L6 | 3324N-L6 | 3324R-L6 | 3322RW-L6 | 3324RW-L6 | 3325N-L6 | |
| | | | | NEMA L6-30 (UL/CSA) | 3320-L6UL | | | 161A-U | | | 3322N-L6UL | | | | | | |
| 3P,4W GND | | 600V | | | 3320 | 1161N-200 | | | 3321 | 3322N | 3322R | 3324N | 3324R | 3322RW | 3324RW | 3325N | |
| | | | | | 3360 | 1161N-400 | | | | 3361 | 3362N | 3362R | 3364N | 3364R | 3362RW | 3364RW | 3365N |
| 3P,4W GND | | 250V | | NEMA L14-30 | 4310-L14 | 1161N-100※1 1161N-200※1 | 1161A | SLP4000 | | 4312N-L14 | | 4314N-L14 | | | | | |
| | | | | | 4320 | 1161N-200 | | | | 4321 | 4322N | 4322R | 4324N | 4324R | 4322RW | 4324RW | 4325N |
| | | | | NEMA L15-30 | 4320-L15 | | | 161A-U | | | 4321-L15 | 4322N-L15 | 4322R-L15 | 4324N-L15 | 4324R-L15 | 4322RW-L15 | 4324RW-L15 |
| | | | | NEMA L15-30 (UL/CSA) | 4320-L15UL | | | | | 4322N-L15UL | | | | | | | |
| | | 600V | | | 4360 | 1161N-400 | 1161A | SLP4000 | 4361 | 4362N | 4362R | 4364N | 4364R | 4362RW | 4364RW | 4365N | |

※1 L14-30 is dual voltage circuit type. Please select to your use. ※2 Necessary accessory for being waterproofed in use: Waterproof Coupler [Z0351] ※3 Build to order

Twist Locking : 60A/100A

As of July 1, 2018

| Product Name | | | | | Receptacle | Wall Plate | | Flanged Receptacle | Plug | | Waterproof Plug | Waterproof Connector Body | Waterproof Surface Receptacle | Waterproof Panel Receptacle | Flanged Inlet | Waterproof Flanged Inlet | |
|---------------|---------|---------|--|--|----------------------------------|------------|-------|--------------------|----------|-------------------------|-----------------|---------------------------|-------------------------------|-----------------------------|---------------|--------------------------|------|
| Rating | | | | | Configuration Receptacle/Plug | NEMA No. | Nylon | | Aluminum | Polycarbonate Housing※1 | Rubber Housing | ※2 | ※2 | ※2 | ※2 | ※2 | ※2 |
| Poles & Wires | Current | Voltage | | | | | | | | | | | | | | | |
| 3P,3W | 60A | 250V | | | 3620 | 461N-200 | 461A | 3626 | 3622E | 3622R | 3622RW | 3624RW | 3621RW | 3626RW | 3625 | 3625RW | |
| | | 600V | | | | | | | | | | | | | | | 3660 |
| 3P,4W GND | 60A | 250V | | | 4620 | 461N-200 | 461A | 4626 | 4622E | 4622R | 4622RW | 4624RW | 4621RW | 4626RW | 4625 | 4625RW | |
| | | 600V | | | | | | | | | | | | | | | 4660 |
| 3P,3W | 100A | 250V | | | | | | 31026 | | 31022R | 31022RW | 31024RW | | 31026EW | 31025 | | |
| | | 600V | | | | | | 31066 | | 31062R | 31062RW | 31064RW | | 31066EW | 31065 | | |
| 3P,4W GND | 100A | 250V | | | | | | 41026 | | 41022R | 41022RW | 41024RW | | 41026EW | 41025 | | |
| | | 600V | | | | | | 41066 | | 41062R | 41062RW | 41064RW | | 41066EW | 41065 | | |

※1 With protective shroud type. Incompatible with other companies' products. ※2 Available for waterproof plug and nonwaterproof plug.

Straight Blade : 15A/20A/30A/50A/60A

Clamp Locking : 15A

| Product Name | | | | | Receptacle | Wall Plate | | SEALOCK PLATE | L-shaped Plug | Plug | | Connector Body | | | |
|-----------------------------|---------|---------|----------------------------|---------|----------------------------------|----------------|--------------------|-----------------|---------------|---------|-------------------|----------------|----------------|----------------|------|
| Rating | | | | | Configuration Receptacle/Plug | NEMA No. | Nylon | | Aluminum | ※3 | Nylon Housing | Rubber Housing | Nylon Housing | Rubber Housing | |
| Poles & Wires | Current | Voltage | | | | | | | | | | | | | |
| 2P,3W GND | 15A | 125V | | | NEMA 5-15 | 7110GN | 8071N-100 | 8071A | SLP3000 | 7112GN | 7112GR-New | 7114GN | 7114GR | | |
| | | | | | | 7110GD(Duplex) | V41N-100 | V41A | SLP1000 | | | | 7113GR(Duplex) | | |
| | | | 7110GHD(Duplex/Horizontal) | 1041N | 1041A | SLP1100 | 7114GNZ | 7113GRZ(Duplex) | | | | | | | |
| | | | (Clamp Locking) | 7110GNZ | 1141N-100 | 1141A | | | SLP3000 | | | | | | |
| 7110GHDZ(Duplex/Horizontal) | 1101N | 1101A | SLP1100 | | | | | | | | | | | | |
| 2P,3W GND | 20A | 125V | | | NEMA 6-15 | 7120GD(Duplex) | V41N-200 | V41A | SLP1000 | | 7122GR | | | | |
| | | | | | | 7210GD(Duplex) | V41N-100 | V41A | SLP1000 | | 7212GR | | | | |
| 3P,4W GND | 20A | 250V | | | NEMA 6-20 | | | | | | 7222GR | | | | |
| | | | | | | ※4 | 7220GD-ALT(Duplex) | V41N-200 | V41A | SLP1000 | | | | | |
| 3P,3W 3P,4W GND | 30A | 250V | | | NEMA 6ALT-20 | 9220 | 8071N-200 | 8071A | SLP3000 | | 9222N 9222NB※5 | | 9224N | | |
| | | | | | | 8320N | 541N-200 | 541A | SLP5000 | 8322EL | | R332 | | R334 | |
| 3P,3W 3P,4W GND | 50A | 250V | | | NEMA 6ALT-20 | 9320N | 541N-200 | 541A | SLP5000 | | 9322EL | | R342 | | R344 |
| | | | | | | 8520N | 541N-200 | 541A | SLP5000 | 8522EL | | R532 | | R534 | |
| 3P,3W 3P,4W GND | 60A | 250V | | | NEMA 6ALT-20 | 9520N | 541N-200 | 541A | SLP5000 | | 9522EL | | R542 | | R544 |
| | | | | | | 8620N | 541N-200 | 541A | SLP5000 | 8622EL | | R552 | | | |
| 3P,3W 3P,4W GND | 60A | 250V | | | NEMA 6ALT-20 | 9620N | 541N-200 | 541A | SLP5000 | | 9622EL | | R562 | | |

※3 Not available for connector body. ※4 NEMA 6ALT-20(Canadian standard) is compatible with NEMA 6-20. ※5 With protective shroud type. Incompatible with other companies' products.

For more information on AMERICAN DENKI, visit our website at ...

<https://en.americandenko.jp/>

