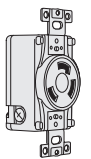
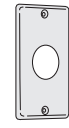
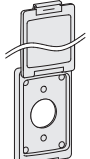
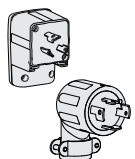
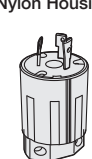
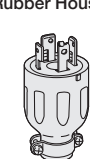
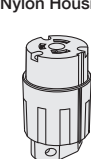

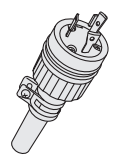
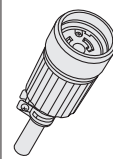
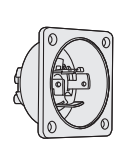


























MAIN PRODUCT LIST

■ Twist Locking : 15A/20A/30A

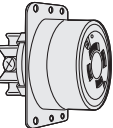

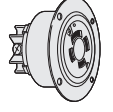
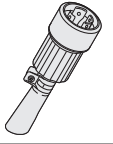
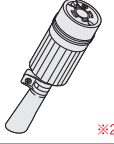
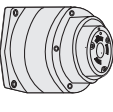
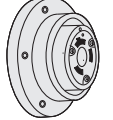
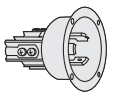
















As of January 15, 2025

Product Name →					Receptacle	Wall Plate		SEALOCK PLATE	L-shaped Plug	Plug		Connector Body		Waterproof Plug	Waterproof Connector Body	Flanged Inlet				
Rating			Configuration	NEMA No. <small>At the end of the number, "R" is receptacle, "P" is plug.</small>																
Poles & Wires	Current	Voltage				Receptacle/Plug	Nylon										Aluminum			
2P, 2W		125V			2110	1141N-100	1141A	SLP3000			2112N		2114N	2112N ^{*3}	2114N ^{*3}	2115N				
		250V															2122N	2124N	2122N ^{*3}	2124N ^{*3}
2P, 3W GND	15A	125V		NEMA L5-15	3110	1141N-100	1141A	SLP3000	3112EL		3112N	3112R	3114N	3114R 3113R (Duplex)	R102	R104	3115N			
					3110D (Duplex)	101N-100	101A	SLP1000												
					3110HD (Duplex) (Horizontal)	1101N	1101A	SLP1100												
					3110-L5	1141N-100	1141A	SLP3000										3112EL-L5	3112N-L5	3114N-L5
			3110HD-L5 (Duplex) (Horizontal)	1101N	1101A	SLP1100	3112N	3112R	3124N	3124R	3122RW	3124RW	3125N							
			3110HCD (Duplex) (Horizontal)	1041N	1041A	SLP1100														
	3110HCDZ (Duplex) (Horizontal)	1101N	1101A	SLP1100																
250V		250V		NEMA L6-15	3120	1141N-200	1141A	SLP3000	3122EL-L6		3122N	3122R	3124N	3124R	3122RW	3124RW	3125N			
						3120D (Duplex)	101N-200	101A										SLP1000		
3P, 4W GND		250V			G50		141S ^{*2}	SLP3000			3122GN	3122GR	3124GN	3124GR	R103	R105	3125GN			
						3120GD (Duplex)	101N-200	101A										SLP1000		
2P, 2W	20A	250V			2220	1141N-200					2222N		2224N							
2P, 3W GND		125V			NEMA L5-20	3210-L5	1141N-100	1141A			SLP3000	3212EL-L5	3212N-L5	3214N-L5	3214N-L5	3212RW-L5	3214RW-L5	3215N-L5		
		250V			NEMA L6-20	3220-L6	1141N-200					3222EL-L6	3222N-L6	3224N-L6	3224N-L6	3222RW-L6	3224RW-L6	3225N-L6		
3P, 3W		480V				NEMA L6-20 (UL/CSA certified)	3220-L6UL				141S-U ^{*2}			3222N-L6UL						
						NEMA L8-20	3240-L8	1161N-400			1161A	SLP4000	3242N-L8		3244N-L8		3242RW-L8	3244RW-L8	3245N-L8 ^{*4}	
3P, 4W GND		250V					3220	1141N-200			1141A	SLP3000	3222EL, 3222RL	3222N	3222R	3224N	3224R	3222RW	3224RW	3225N
				4220		1161N-200	1161A	SLP4000	4222EL, 4222RL	4222N	4222R	4224N	4224R	4222RW	4224RW	4225N				
2P, 2W	250V			NEMA L16-20	4240-L16	1161N-400				4242N-L16		4244N-L16		4242RW-L16	4244RW-L16	4245N-L16 ^{*4}				
					2320	1161N-200	1161A	SLP4000		2322R		2324R	2322RW	2324RW						
2P, 3W GND	125V			NEMA L5-30	3310-L5	1161N-100	1161A	SLP4000	3312EL-L5	3312N-L5	3312R-L5	3314N-L5	3314R-L5	3312RW-L5	3314RW-L5	3315N-L5				
					NEMA L5-30 (UL/CSA certified)	3310-L5UL		161S-U ^{*2}		3312N-L5UL										
250V				NEMA L6-30	3320-L6	1161N-200	1161A	SLP4000	3322EL-L6	3322N-L6	3322R-L6	3324N-L6	3324R-L6	3322RW-L6	3324RW-L6	3325N-L6				
					NEMA L6-30 (UL/CSA certified)	3320-L6UL		161S-U ^{*2}		3322N-L6UL										
3P, 3W	600V				3320	1161N-200			3322EL	3322N	3322R	3324N	3324R	3322RW	3324RW	3325N				
					3360	1161N-400			3362EL	3362N	3362R	3364N	3364R	3362RW	3364RW	3365N				
3P, 4W GND	250V			NEMA L14-30 ^{*1}	4310-L14	1161N-100 1161N-200	1161A	SLP4000		4312N-L14		4314N-L14		4312RW-L15	4314RW-L15	4315N-L15				
					4320	1161N-200			4322EL	4322N	4322R	4324N	4324R	4322RW	4324RW	4325N				
					NEMA L15-30	4320-L15			4322EL-L15	4322N-L15	4322R-L15	4324N-L15	4324R-L15	4322RW-L15	4324RW-L15	4325N-L15				
600V				NEMA L15-30 (UL/CSA certified)	4320-L15UL		161S-U ^{*2}		4322N-L15UL											
600V					4360	1161N-400	1161A	SLP4000	4362EL	4362N	4362R	4364N	4364R	4362RW	4364RW	4365N				

*1 L14-30 is dual voltage circuit type. Please select to your use. *2 Stainless steel plate *3 Necessary accessory for being waterproofed in use : Waterproof Coupler [Z0351] *4 Build to order

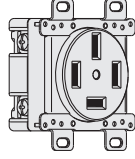
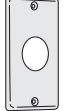
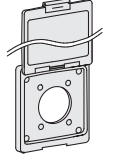
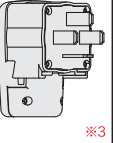
































Twist Locking: 60A/100A

As of January 15, 2025

Product Name →				Receptacle	Wall Plate	Flanged Receptacle	Plug		Connector Body	Waterproof Plug	Waterproof Connector Body	Waterproof Surface Receptacle	Waterproof Panel Receptacle	Flanged Inlet			
Rating			Configuration	NEMA No.				Polycarbonate Housing ※1	Rubber Housing	Polycarbonate Housing							
Poles & Wires	Current	Voltage														Receptacle/Plug	Nylon
3P, 3W	60A	250V															
		600V															
		250V															
		600V															
3P, 3W	100A	250V															
		600V															
		250V															
		600V															

※1 With protective shroud type. Incompatible with other company's products. ※2 Available for waterproof plug and nonwaterproof plug.

Straight Blade: 15A/20A/30A/50A/60A ■ Clamp Locking: 15A

Product Name →				Receptacle	Wall Plate	SEALOCK PLATE	L-shaped Plug	Plug		Connector Body			
Rating			Configuration	NEMA No.					Nylon Housing	Rubber Housing	Nylon Housing	Rubber Housing	
Poles & Wires	Current	Voltage											Receptacle/Plug
2P, 3W GND	15A	125V			NEMA 5-15	7110GN	8071N-100	8071A	SLP3000				
						7110GD (Duplex)	V41N-100	V41A	SLP1000				
						7110GHD (Duplex) (Horizontal)	1041N	1041A	SLP1100				
					(Clamp Locking)	7110GNZ	1141N-100	1141A	SLP3000				
					7110GHDZ (Duplex) (Horizontal)	1101N	1101A	SLP1100					
					7110GD (Duplex)	V41N-200	V41A	SLP1000					
2P, 3W GND	20A	125V			NEMA 5-20	7210GD (Duplex)	V41N-100	V41A	SLP1000				
		250V			NEMA 6-20								
				NEMA 6ALT-20 ※4	7220GD-ALT (Duplex)	V41N-200	V41A	SLP1000					
3P, 4W GND						9220	8071N-200	8071A	SLP3000				
3P, 3W	30A	250V				8320N	541N-200	541A	SLP5000				
3P, 4W GND						9320N							
3P, 3W	50A	250V				8520N	541N-200	541A	SLP5000				
3P, 4W GND						9520N							
3P, 3W	60A	250V				8620N	541N-200	541A	SLP5000				
3P, 4W GND						9620N							

※3 Not available for connector body. ※4 NEMA 6ALT-20 (Canadian standard) is compatible with NEMA 6-20. ※5 With protective shroud type. Incompatible with other company's products.

The product illustrations in the list are images that represent the product form. Please note that the actual product may differ.

For more information on other products and specifications, visit our website.

